

TEXAS PRESCRIPTION MONITORING PROGRAM

Fiscal Year 2019 PMP Data

QUARTER 2



9,495,682

Controlled substances dispensed, as reported to the Texas Prescription Monitoring Program (PMP) in FY2019 - Q2.

TOP 15 CONTROLLED SUBSTANCES DISPENSED

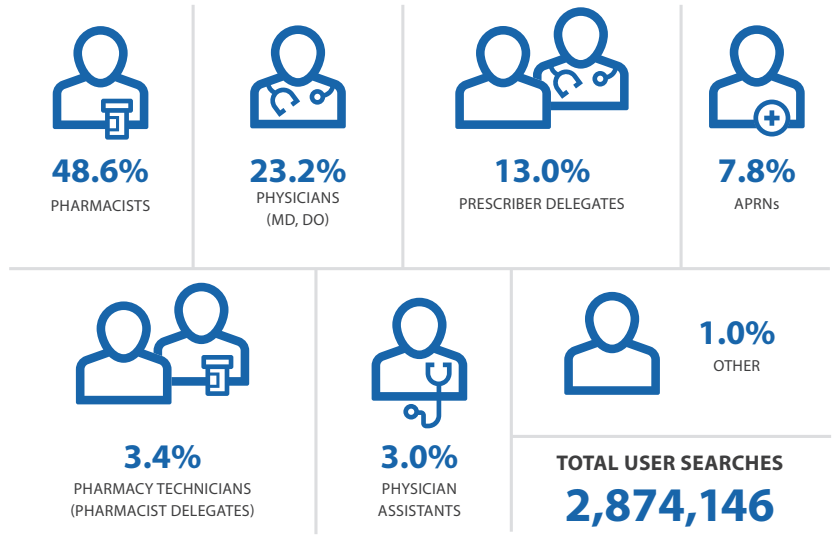
Controlled Substance	NUMBER OF Rx
Hydrocodone	1,255,793
Codeine	1,162,646
Tramadol	1,106,878
Alprazolam	750,522
Dextroamphetamine	659,654
Zolpidem	594,123
Clonazepam	474,697
Methylphenidate	408,458
Amphetamine	355,066
Lorazepam	346,174
Phentermine	307,423
Testosterone	306,422
Pregabalin	237,923
Oxycodone	223,256
Diazepam	175,280

Effective September 1, 2017, pharmacies are required to submit dispensed controlled substance prescription data by the next business day.



txpmp.org

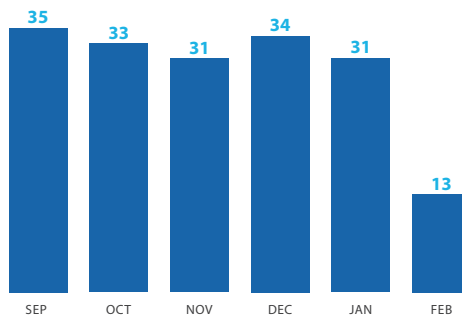
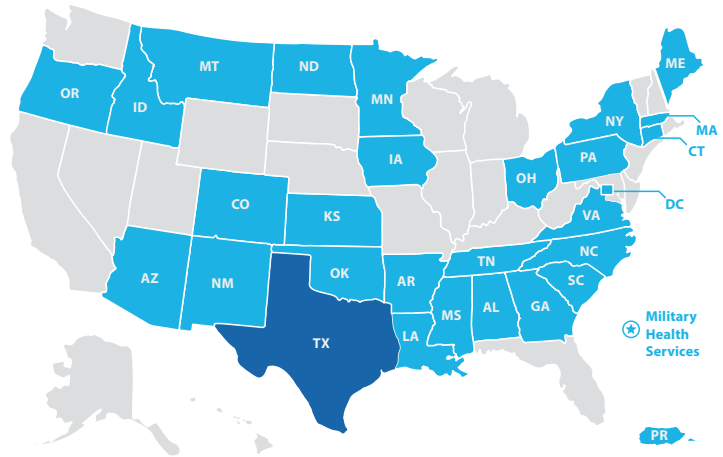
WHO USES THE TEXAS PMP? % of user searches by license type



From Q1 to Q2 of FY2019, the number of registrants increased by **5,806** providers.

PARTNER STATES

Texas partners with 29 other states/entities to share data via the PMP Interconnect.



PATIENT ALERTS

The Texas PMP sends monthly alerts to prescribers and pharmacies when a patient is associated with five or more prescribers and five or more pharmacies.

WHO IS REGISTERED TO USE THE PMP?

% of registered users by license type

As of February 28, 2019 (end of FY2019 - Q2). Numbers based on most recent and/or applicable agency data of active licenses.

