

TEXAS PRESCRIPTION MONITORING PROGRAM

Fiscal Year 2019 PMP Data



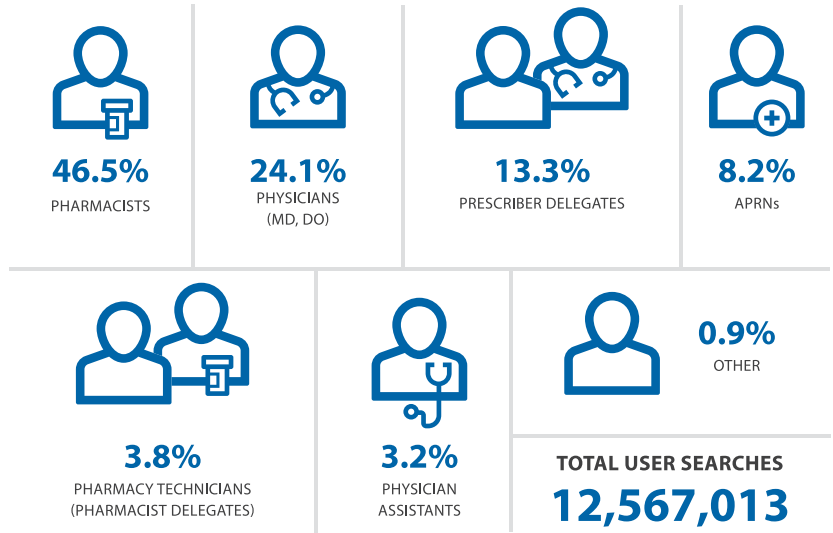
38,159,456

Controlled substances dispensed, as reported to the Texas Prescription Monitoring Program (PMP) in FY2019 (Sep 2018 - Aug 2019).

TOP 15 CONTROLLED SUBSTANCES DISPENSED

Controlled Substance	NUMBER OF Rx
Hydrocodone	5,019,774
Tramadol	4,541,773
Codeine	4,279,676
Alprazolam	3,053,346
Dextroamphetamine	2,713,783
Zolpidem	2,393,259
Clonazepam	1,931,898
Methylphenidate	1,595,222
Amphetamine	1,413,629
Lorazepam	1,413,143
Phentermine	1,315,979
Testosterone	1,257,689
Pregabalin	922,948
Oxycodone	905,011
Diazepam	720,355

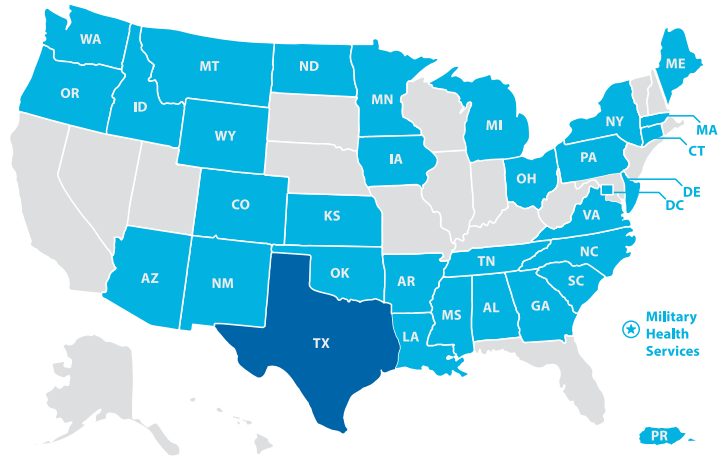
WHO USES THE TEXAS PMP? % of user searches by license type



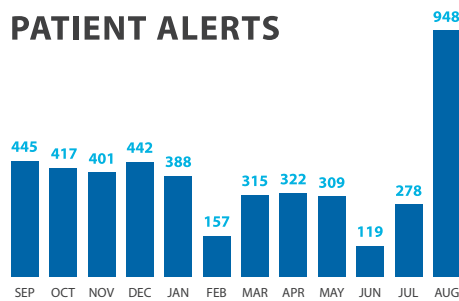
From FY2018 to FY2019, the number of searches increased by **4,423,709** providers.

PARTNER STATES

Texas partners with 33 other states/entities to share data via the PMP Interconnect.



PATIENT ALERTS



The Texas PMP sends monthly alerts to prescribers and pharmacies when a patient is associated with 5 or more prescriptions from 3 or more pharmacies and 5 or more prescribers.

* Before Aug 2019, alerts were sent based on a 5-5-5 threshold.

WHO IS REGISTERED TO USE THE PMP?

% registered by license type

As of August 31, 2019. Numbers based on most recent and/or applicable agency data of active licenses.

