

TEXAS PRESCRIPTION MONITORING PROGRAM

Fiscal Year 2018 PMP Data



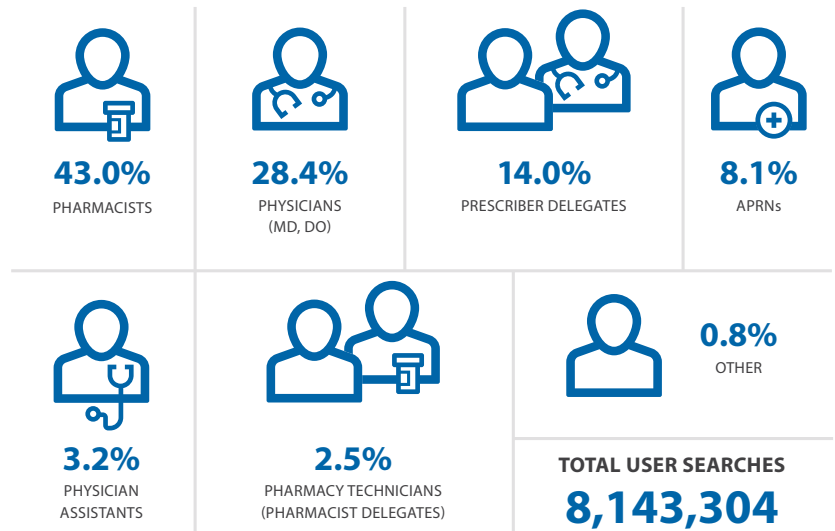
39,592,102

Controlled substances dispensed, as reported to the Texas Prescription Monitoring Program (PMP) in FY2018 (Sep 2017 - Aug 2018).

TOP 15 CONTROLLED SUBSTANCES DISPENSED

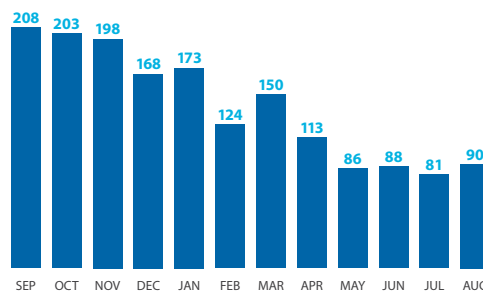
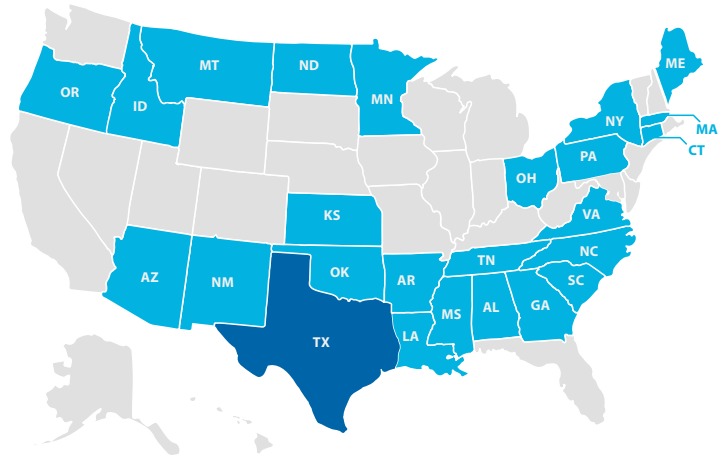
| Controlled Substance | NUMBER OF Rx |
|----------------------|--------------|
| Hydrocodone | 5,505,045 |
| Tramadol | 4,715,668 |
| Codeine | 4,643,658 |
| Alprazolam | 3,180,656 |
| Zolpidem | 2,544,216 |
| Dextroamphetamine | 2,523,588 |
| Clonazepam | 1,982,864 |
| Methylphenidate | 1,593,968 |
| Lorazepam | 1,436,935 |
| Amphetamine | 1,419,921 |
| Phentermine | 1,330,533 |
| Testosterone | 1,184,185 |
| Pregabalin | 979,483 |
| Oxycodone | 935,174 |
| Diazepam | 765,826 |

WHO USES THE TEXAS PMP? % of user searches by license type



PARTNER STATES

Texas partners with 24 other states to share data via the PMP Interconnect.



PATIENT ALERTS

The Texas PMP sends monthly alerts to prescribers and pharmacies when a patient is associated with five or more prescribers and five or more pharmacies.

WHO IS REGISTERED TO USE THE PMP?

% of registered users by license type

As of August 31, 2018. Numbers based on most recent and/or applicable agency data of active licenses.

