

# TEXAS PRESCRIPTION MONITORING PROGRAM

## Fiscal Year 2021 PMP Data

ANNUAL SUMMARY



### 35,047,115

Controlled substances dispensed, as reported to the Texas Prescription Monitoring Program (PMP) in FY2021 (Sep 2020 – Aug 2021)

### TOP 15 CONTROLLED SUBSTANCES DISPENSED

CONTROLLED SUBSTANCE	NUMBER OF Rx
HYDROCODONE	4,623,777
TRAMADOL	3,742,628
DEXTRAMPHETAMINE	3,158,724
CODEINE	2,869,533
ALPRAZOLAM	2,784,148
ZOLPIDEM	2,155,812
CLONAZEPAM	1,814,110
METHYLPHENIDATE	1,569,514
TESTOSTERONE	1,411,628
PHENTERMINE	1,326,183
LORAZEPAM	1,309,414
AMPHETAMINE	1,281,834
PREGABALIN	1,199,278
OXYCODONE	906,090
DIAZEPAM	649,211

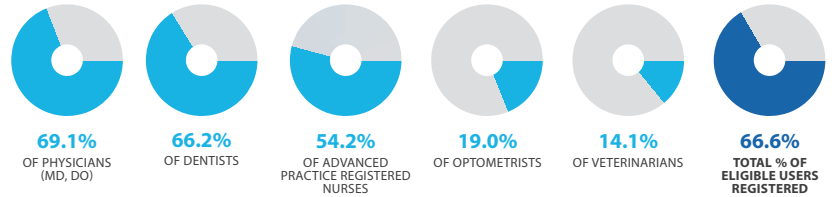
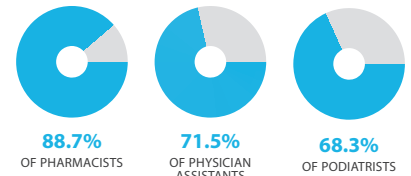


txpmp.org

### WHO IS REGISTERED TO USE THE PMP?

% registered by license type

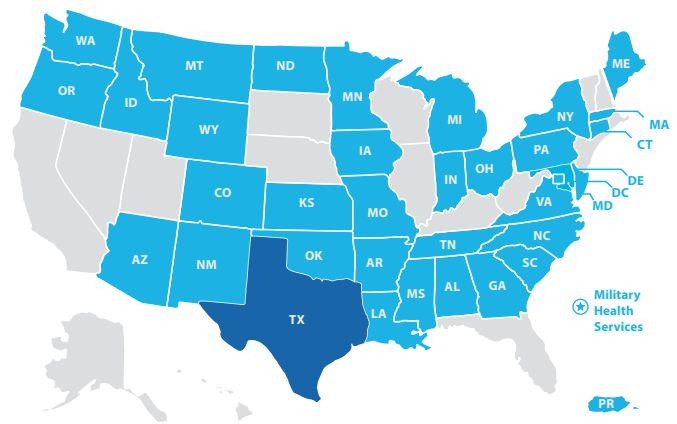
Numbers based on most recent agency data of active licenses in Texas, as of August 31, 2021.



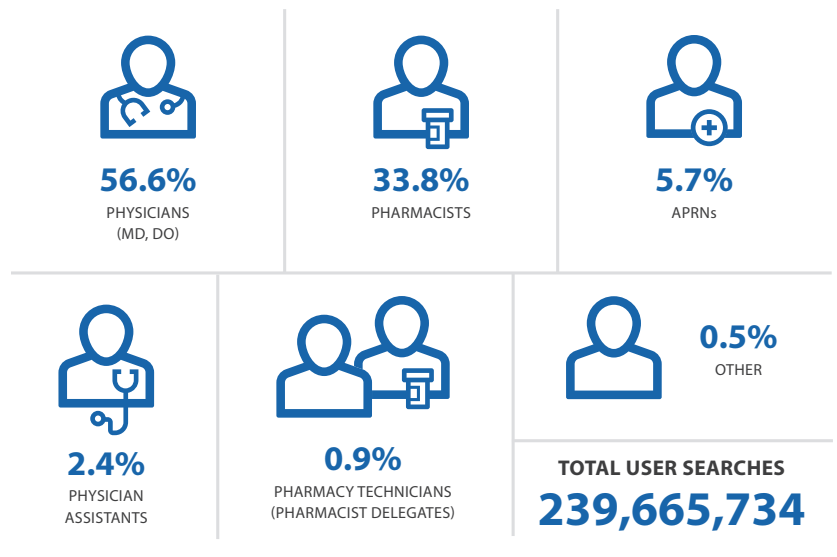
During FY2021, the number of new registrants increased by 17,045 bringing the total of number of licensed and registered PMP users in Texas to 151,689.

### PARTNER STATES

Texas partners with 36 other states/entities to share data via the PMP Interconnect.



### WHO USES THE TEXAS PMP? % of user searches by license type



### INTEGRATED ACCESS

Integration allows providers immediate access to the PMP through their EHR.

197,330,282  
SEARCHES FROM AN INTEGRATED EHR

