

TEXAS PRESCRIPTION MONITORING PROGRAM

FISCAL YEAR 2023

Quarter Three Data

MARCH 1, 2023 – MAY 31, 2023

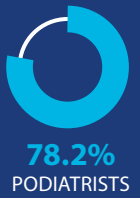
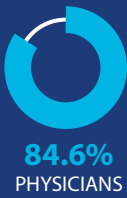
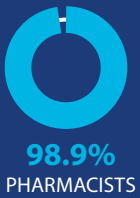


8,833,044

Controlled substances dispensed, as reported to the Texas Prescription Monitoring Program (PMP) in FY2023 Q3.

WHO IS REGISTERED TO USE THE PMP? % registered by license type

Numbers based on most recent agency data of active licenses in Texas, as of May 2023.



182,412 Total registered users

WHO USES THE TEXAS PMP?

% of user searches by license type



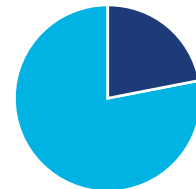
65,384,544
Total user searches

TOP 5 CONTROLLED SUBSTANCES DISPENSED

Controlled substances	# of Rx
HYDROCODONE	1,180,114
TRAMADOL	840,518
DEXTROAMPHETAMINE	805,019
ALPRAZOLAM	636,336
CODEINE	584,259

INTEGRATED ACCESS

Integration allows providers immediate access to the PMP through electronic health records (EHRs).



22%
FROM PMP AWARE WEB INTERFACE

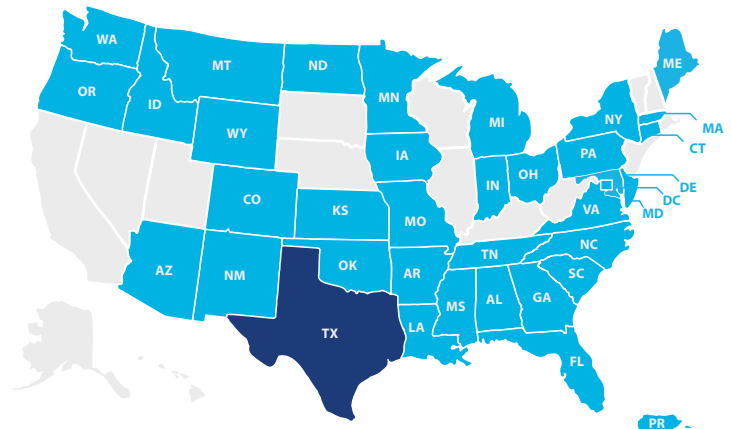
78%
FROM AN INTEGRATED EHR

50,875,620

Searches from an integrated EHR

PARTNER STATES

Texas partners with 37 other states, territories, entities, and the Military Health System to share data via the PMP Interconnect.



TEXAS
Health and Human Services



TEXAS STATE BOARD OF PHARMACY

txpmp.org